

Start at Your Library


Study Skills – September 15th, 2021



THE UNIVERSITY OF
WINNIPEG

Entrance and Circulation

- 4th floor of Centennial Hall
- U-turn at the top of the escalators.
- Computers and Printers
- Circulation Desk
 - Check items in and out
 - Get help with library accounts, technology, printing.






Reference Collection

- 4th floor of Centennial Hall
- Dictionaries and Encyclopedias
- Great for background information

Reference Desk

- 4th floor of Centennial Hall
- Get help with research projects and finding sources.
- Librarians and library staff are there Monday-Friday, 9-5.
- Also, available for [Online Chat](#) and Email





Spiral Staircase

- Leads to 4th floor Mezzanine and 5th floor
- “Main Stacks” or main collection
- Journals (current and backstacks)
- Archives
- Notice, group study rooms

University of Winnipeg Library 5th Floor



Map Key

- A = Archives and Records Centre
- Ph = Photocopiers
- M = Mezzanine Study Area
- E = Elevator
- N = Newspapers
- CP = Current Periodicals Area
- PB = Periodicals Back Issues Area
- Mic = Microfilm
- RBR = Rare Book Room
- EEG = Eastern European Geneological Society Collection
- RRA = Reavis Reading Area
- CRS = Centre For Rupert's Land Studies
- UCA = United Church Archives
- W = Writer's Collective
- CC = Children's Picture Book Collection
- J = Juice (UoW Creative Writing Journal) Office
- Wa = Wanka Collection
- ADB= Asian Development Bank Collection
- U = United Nations Association in Canada & The Immigrant Women's Association of Manitoba

Main Collection

- 5th floor of Centennial Hall
- Organized by the Library of Congress classification system.
- Examples:
 - F 1001 History. British America (incl. Canada)
 - L Education
 - HV Social Pathology. Criminology
 - PR-PS English Literature
 - QH Biology



Main Collection

- 5th floor of Centennial Hall
- Organized by the Library of Congress classification system.
- Examples:
 - F 1001 History. British America (incl. Canada)
 - L Education
 - HV Social Pathology. Criminology
 - PR-PS English Literature
 - QH Biology






Periodicals

- Current and Back Issues on the 5th floor
- Fancy way of saying Journals, Magazines, or Newspapers.
- Online periodicals can be found in our [databases](#).

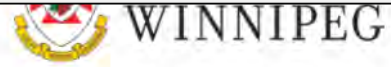
5th Floor

- Lots of collections and study spaces
- Mezzanines are currently closed, but will be open when it's safe to do so.
- Really nice views across the city in all directions, good for contemplation :)





This is the library website.



The University of Winnipeg / Library

Library Navigation

Home

[About Us](#)

[Collections](#)

[Use the Library](#)

[Research and Scholarship](#)

[FAQ](#)



UWinnipeg Library

What can we help you find?

Search below, or browse our [journals](#), [databases](#), and [research guides](#).


Search

[Account](#) | [Hours](#) | [Accessibility](#)

[Advanced](#)


Plan Your Visit: Not sure what to expect? For more information on library availability, health

Library Help Chat ^



Library Search Tools

- The library's search tools are located in the grey box on the homepage.
- Click on *journals*, *databases*, *research guides*, or *the search box* below to learn more about each tool.



What can we help you find?


Search below, or browse our [journals](#), [databases](#), and [research guides](#).

[Account](#) | [Hours](#) | [Accessibility](#) [Advanced](#)

The screenshot shows a search interface with a grey background. At the top, it asks "What can we help you find?". Below this is a search prompt: "Search below, or browse our [journals](#), [databases](#), and [research guides](#)." There is a search input field and a red "Search" button. At the bottom, there are links for "Account", "Hours", and "Accessibility", and an "Advanced" link on the right. Four black arrows point from the text in the list above to the search prompt, the search input field, the "journals" link, and the "databases" link.

Journals

- You can search for the names of specific journals, magazines, or newspapers, to see what the library has.
- The search results will show you which database collections have full-text articles from that journal. Click the title link to open the database and browse the journal.
- If you know of a specific article, you can use the journal title to see if the library has a full-text copy available online.
- You can also search for any words in the journal titles, so you could see what journals are about a certain subject.




Try it!



Databases

- The library subscribes to hundreds of databases, which are specialized collections of (often academic) journals, ebooks, and other sources.
- You can browse the full list of databases, or narrow by subject, source type, or vendor.
- You can also search the database descriptions to find one that covers the subject area you're researching.
- You can access these databases even off campus. All you need is to sign in with your WebAdvisor username and password. On-campus you usually won't be asked to sign in.



Try it!



Research Guides


- The librarians have created guides to the major subjects studied at U of W.
- These will give you a basic overview of the relevant sources in a subject area.
- If you're new to a subject, you can explore the guides to learn about subject encyclopedias, databases, search strategies, and sections in the library worth browsing.
- You can also often find contact information for the subject librarian for that area along with the option to schedule an appointment with them.

Try it!



The Search Box

- Search across many database collections and formats, including books, ebooks, journals, journal articles, videos (DVDs and streaming), and more.
- Use simple keyword searches (like Google) to find library items about certain topics.
- You can narrow and refine your search after to find the type of results you want.
- The results default to Libraries Worldwide, so you can see what exists everywhere, but this too can be changed to suit your needs.



Try it!



Questions?

- Visit the library: 4th Floor of Centennial Hall
- Ask us at the Reference Desk, online chat, or email.
- Watch our [video tutorials](#).