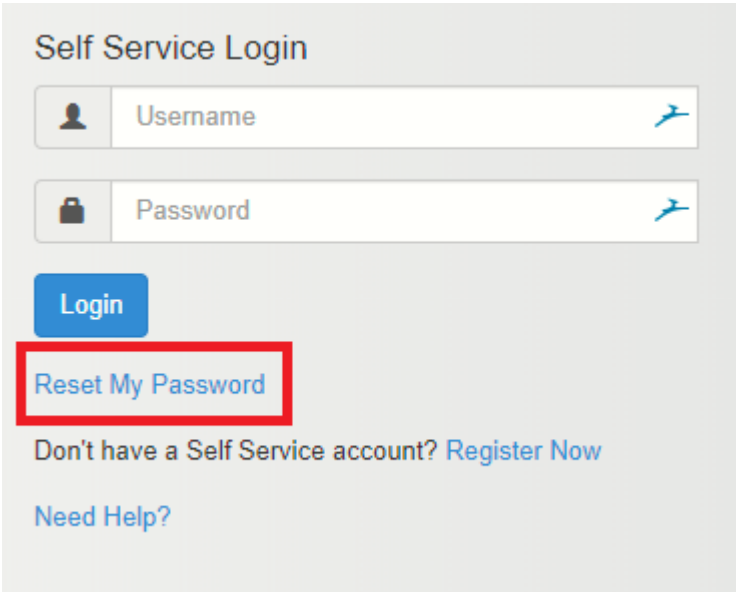
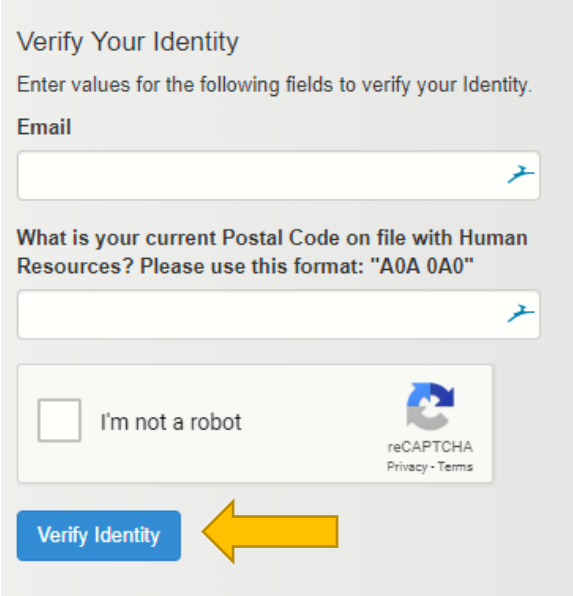




If after resetting your password you are still unable to log in, please contact myhr@uwinnipeg.ca for assistance.


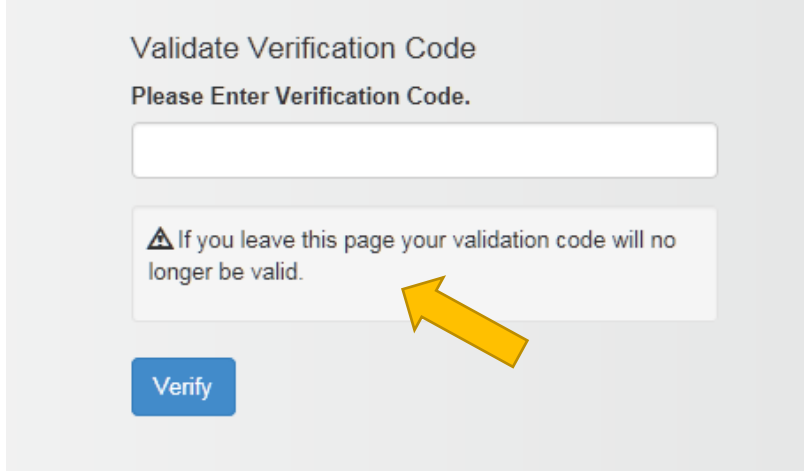
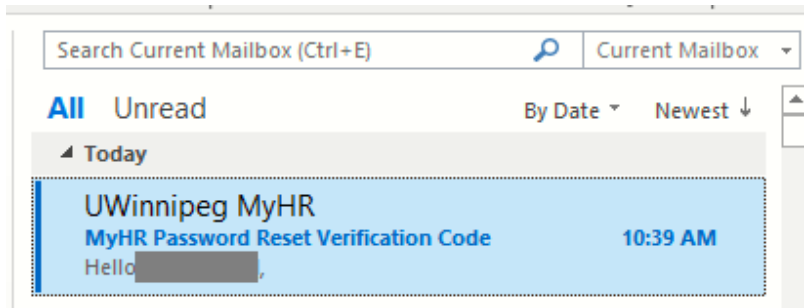
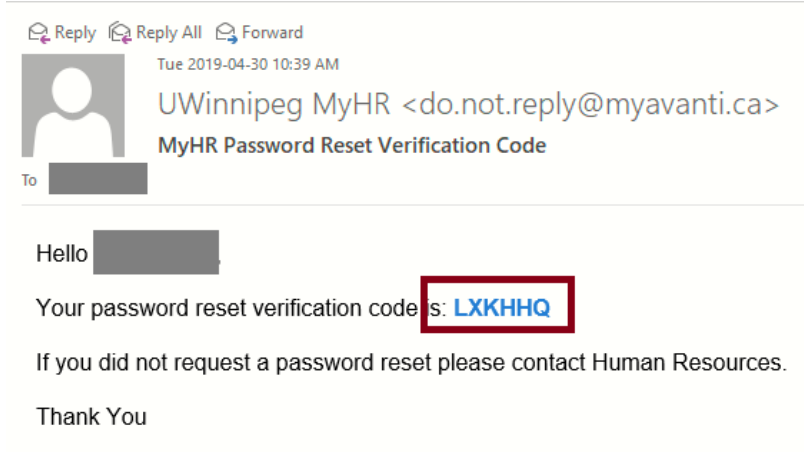
Your username is typically your primary email address that was provided to HR as part of your hiring paperwork. If you don't know your username, please contact myhr@uwinnipeg.ca

<p>1. Using your web browser, please access the UWinnipeg myHR site.</p>	<p style="text-align: center;"><u>https://myhr.uwinnipeg.ca</u></p>
<p>2. Click the “Reset My Password” link</p>	 <p>The screenshot shows the 'Self Service Login' form with fields for 'Username' and 'Password', a 'Login' button, and a 'Reset My Password' link highlighted with a red box. Below the form are links for 'Register Now' and 'Need Help?'.</p>
<p>3. Please enter your primary email address and your home postal code.</p> <p>If you have a @uwinnipeg.ca address, please use this. Otherwise it is the email provided to HR when you were hired.</p> <p>Note, you may be prompted with a photograph challenge.</p> <p>Click “Verify Identity”</p>	 <p>The screenshot shows the 'Verify Your Identity' form with fields for 'Email' and 'Postal Code'. It includes a reCAPTCHA 'I'm not a robot' checkbox and a 'Verify Identity' button. A yellow arrow points to the 'Verify Identity' button.</p>



<p>4. If you receive a message “Unable to Verify Identity”, please contact myhr@uwinnipeg.ca for assistance.</p>	
<p>5. If your information matches what we have in the system, you will see a message at the top of the screen like this (see to right). If you do not see this message, please see step 4 to verify that your information was accepted.</p>	



 <p>6. STOP!! Do not leave this webpage! While you wait for your code (typically received immediately) please stay on this site. If you leave the page, you will need to request a new code.</p>	
<p>7. Check your email for the code, and look for this message:</p>	
<p>8. Clicking on the message will display your code. Please note this is a “one-time” use code, and cannot be used in future password resets.</p>	



<p>9. Please copy and paste (or type) this code into your MyHR password reset screen and click “Verify”</p>	
<p>10. Almost done! Enter your new password – please note the password requirements – and click “Reset Password”.</p>	
<p>11. If your password meets the requirements, you will see a success message at the top of the page. If you do not see this successful message, please change your password to meet the requirements listed in step 10.</p>	



12. You're done! You can now log in with your new password.

Self Service Login

Login

[Reset My Password](#)

Don't have a Self Service account? [Register Now](#)

[Need Help?](#)