

# UNDERSTANDING OUR TRANSPORTATION HABITS:

## A Closer Look at the 2018 UWinnipeg Commuter Survey

This infographic is based on the results of the 2018 Commuter Survey. The survey was completed by 2,473 people on campus, including 24% of students and 28% of faculty and staff.

### WHY DOES THE COMMUTER SURVEY MATTER?

The survey increases the university's understanding of the various transportation needs and practices on campus, guiding us as we continue to promote sustainable and accessible commuter options.

The survey also identifies what portion of UWinnipeg's greenhouse gas emissions come from commuting, giving us a baseline that we can compare with other institutions and work to reduce.

### GREEN HOUSE GAS EMISSIONS FROM COMMUTING

On average, each person on campus generates almost **400KGS** of greenhouse gas emissions per year while commuting. This is roughly the amount of carbon removed from the atmosphere by 18 trees over the course of one year.



While UWinnipeg has invested in making sustainable transportation options both convenient and accessible, many people are still not aware of these options.

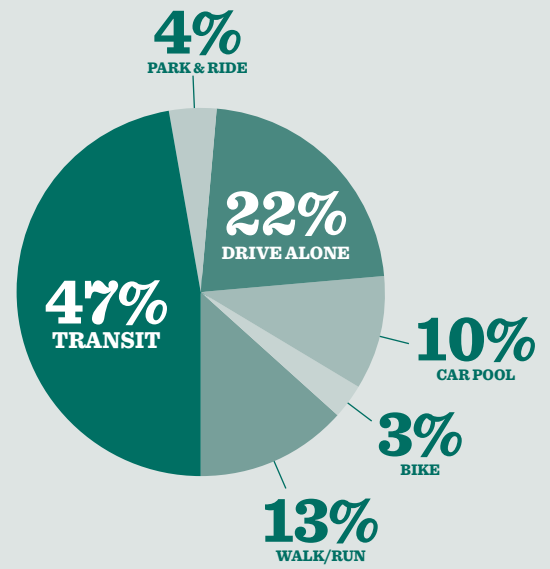
By joining the Campus Sustainability Office mailing list, you can stay up to date on all of our exciting initiatives.

For more information visit [uwinnipeg.ca/sustainability](http://uwinnipeg.ca/sustainability) or email [sustainability@uwinnipeg.ca](mailto:sustainability@uwinnipeg.ca).



THE UNIVERSITY OF  
WINNIPEG

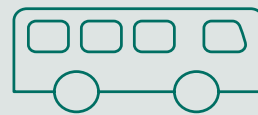
## GETTING TO AND FROM CAMPUS:



% of All Respondents

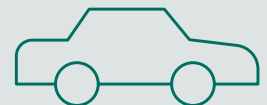
## 2015 VS 2018

**↑ 52%**  
OF STUDENTS TAKE THE BUS



Between September and April, transit ridership among students **increased by 10%** from 2015 to 2018.

**↓ 30%**  
DECREASE IN DRIVING ALONE




Among people 32 years of age and older (from 36% in 2015 to 25% in 2018)

**But... ↑ 9.5% Increase**

Driving alone among 20-21 year olds

## BARRIERS TO SUSTAINABLE TRANSPORTATION



### Reasons why people **DON'T** bike:

- It's too hard in the winter (37%)
- It's inconvenient (23%)
- I don't feel safe (32% of staff)
- It's too far (47%)



### Reasons why people **DON'T** take the bus:

- It's too hard in the winter (23% students)
- It's inconvenient (23%)
- I don't feel safe (12%)
- too expensive (13% staff and faculty)

## INFORMATION GAP

**57%** of respondents **did not know** about our Go Manitoba ride sharing service

**26%** of respondents **were not aware** of our showers and change rooms for active commuters

**25%** of respondents **were not aware** of secure bike parking options on campus



View the full report from the survey at [uwinnipeg.ca/sustainability](http://uwinnipeg.ca/sustainability).