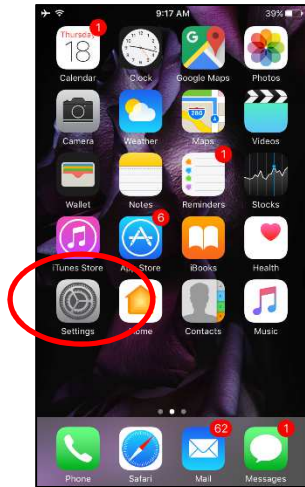
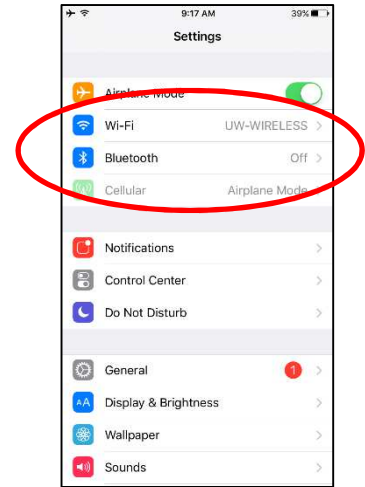


# How to setup Eduroam Wireless on your Apple Device

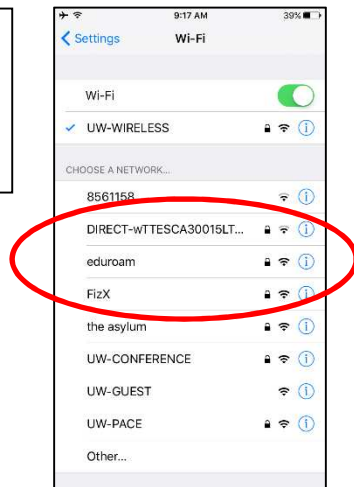
1) Click on **Settings**



2) Click on **Wi-Fi**



3) Under Choose a Network find and click on **eduroam**



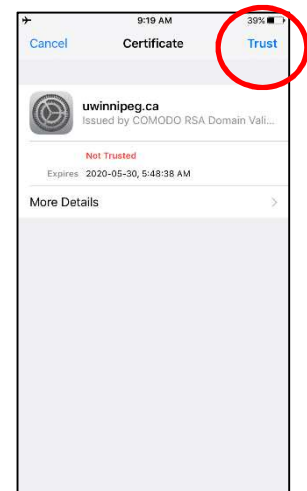
4) Enter **YOUR UW email address and Network Password, this is not your email password. Use the password you use to login to your computer.**



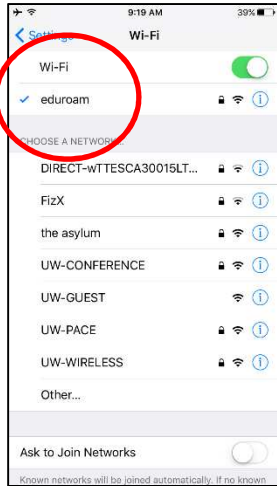
5) Click on the **Join**



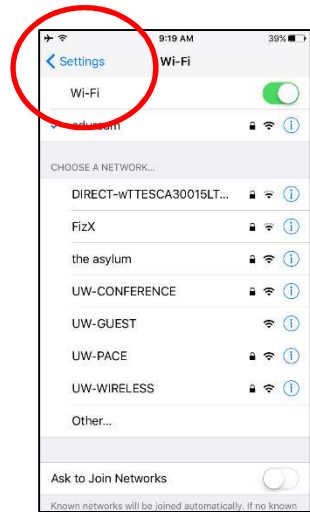
6) It will process your request, once it completes, you will see **Trust** in the top right corner, please click on it.



7) You should see a checkmark next to *eduroam*, that's it.



8) Click on *Settings*



9) Click the *Home Button*

